

# MARINE SOCIETY DIGITAL LIBRARY

Delivered to your device at sea by an app

# You will need...

To create your **library card**, the following are required:



Mobile phone



Mobile phone signal – in order to receive verification text



Internet connection



Your company access code (supplied by your vessel, crewing company or shipping company main office).

# Creating a library card

In order to borrow books from the Marine Society Digital Library, you will need to create a library card. This can be done in five easy steps:

- 1) Download the Libby App for free
- 2) Find library
- 3) Use your phone number to create a library card
- 4) Verify your account by code via SMS
- 5) Use your credentials to sign in

# Borrowing books

To sign in and access the library, you will need:



Mobile phone



Mobile phone signal – in order to receive your verification text



Internet connection

Once signed in you will only need an internet connection to borrow e-books. Once you have downloaded e-books they will be available until they expire. You will never be signed out of library when you are at sea.



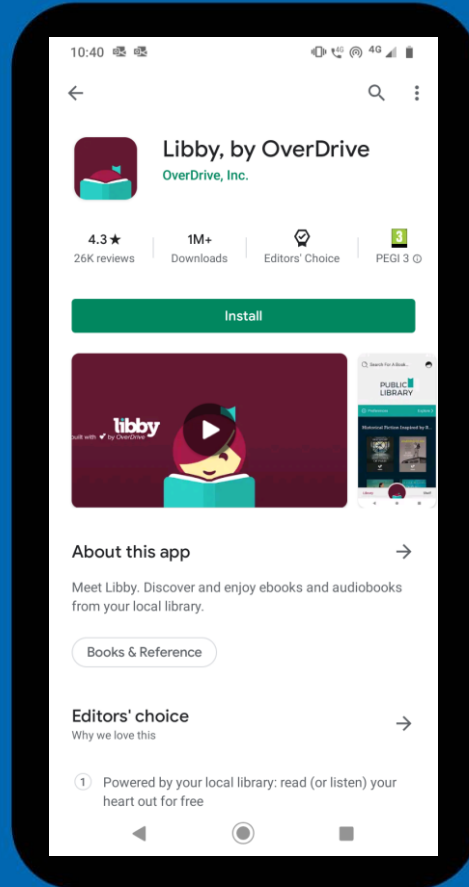
# About the OverDrive App

- Libby is available from your app store for FREE.
- Libby app is easy to use and built by Overdrive, the platform that hosts Marine Society Digital Library.
- The Libby app is available for Android, iOS, Windows 10, some Chromebooks, and in your browser at **libbyapp.com**.
- Illustrations and instructions in this guide are for Android but each operating system will follow similar pattern.

# YOUR STEP BY STEP GUIDE TO SETTING UP

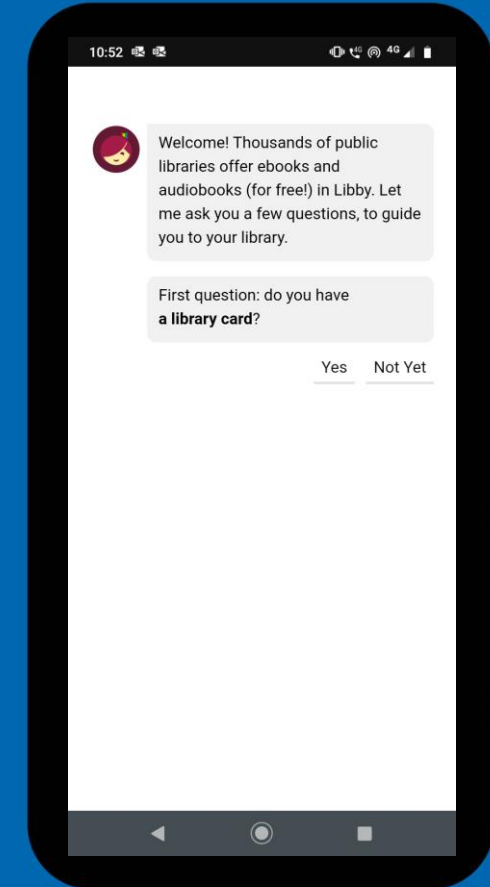
## Step 1: Install Libby app

Download and install the Libby app.



## Step 2: Open the app

Open the app and click on 'Not Yet' to search for the library.



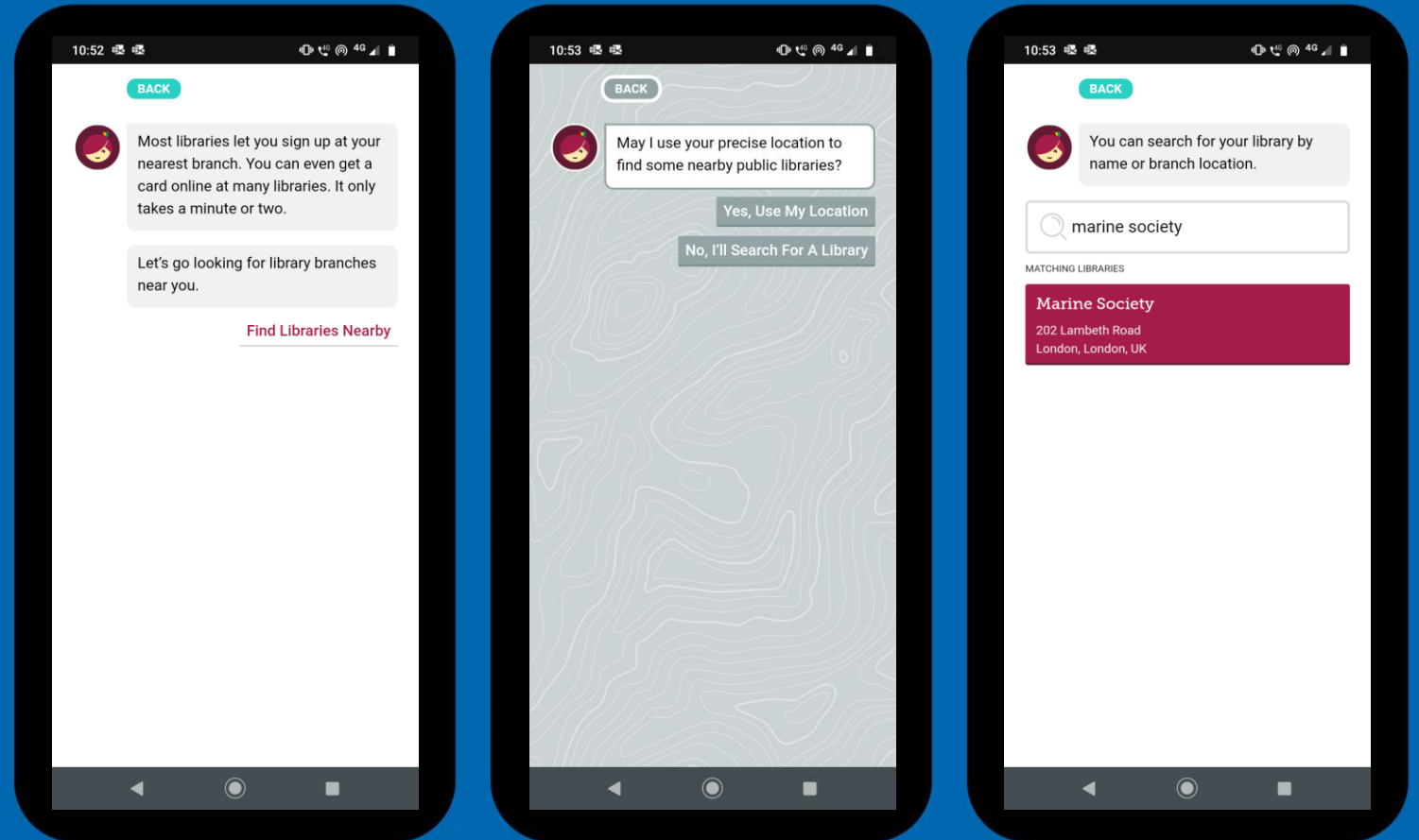
## Step 3: Find your library

Find Libraries Nearby.

Click on 'No, I'll Search For a Library'.

Add a library by typing 'Marine Society' in the search bar.

Confirm the library by clicking on it again, the address of the library should be London.

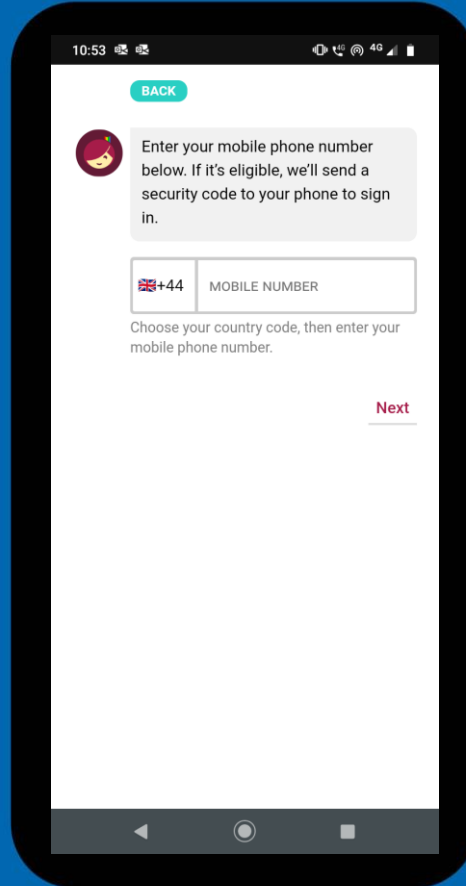




## Step 4: Sign up

Click on 'Use My Phone Number'.

Enter your mobile number and you will receive a security code.

A smartphone screen showing the sign-up process. At the top, there's a status bar with the time 10:53 and various icons. Below that, a green 'BACK' button is in the top left. A message bubble with a red circular icon containing a white 'M' says: 'Enter your mobile phone number below. If it's eligible, we'll send a security code to your phone to sign in.' Below this is a form with two fields: the first contains a UK flag and '+44', and the second is labeled 'MOBILE NUMBER'. Under the form, it says 'Choose your country code, then enter your mobile phone number.' At the bottom right, there is a red 'Next' link.

10:53

BACK

Enter your mobile phone number below. If it's eligible, we'll send a security code to your phone to sign in.

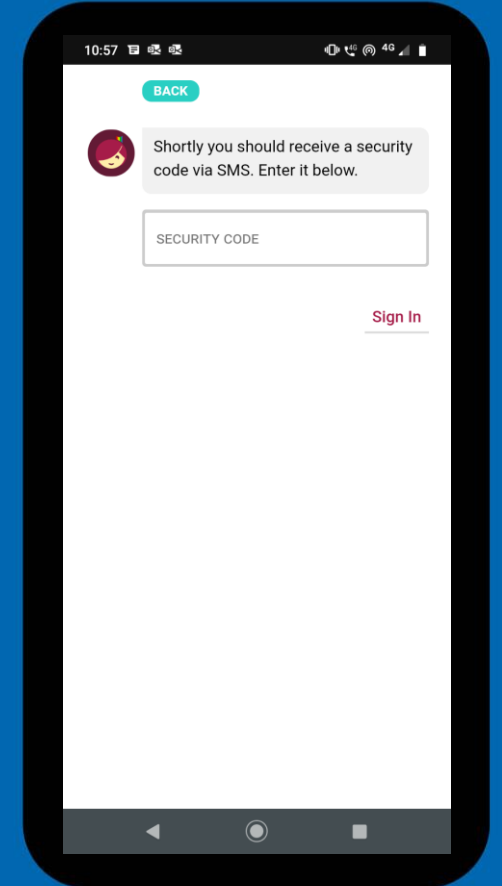
+44 MOBILE NUMBER

Choose your country code, then enter your mobile phone number.

Next

## Step 5: Verification

Enter your security code.

A smartphone screen showing the verification process. At the top, there's a status bar with the time 10:57 and various icons. Below that, a green 'BACK' button is in the top left. A message bubble with a red circular icon containing a white 'M' says: 'Shortly you should receive a security code via SMS. Enter it below.' Below this is a form labeled 'SECURITY CODE'. At the bottom right, there is a red 'Sign In' link.

10:57

BACK

Shortly you should receive a security code via SMS. Enter it below.

SECURITY CODE

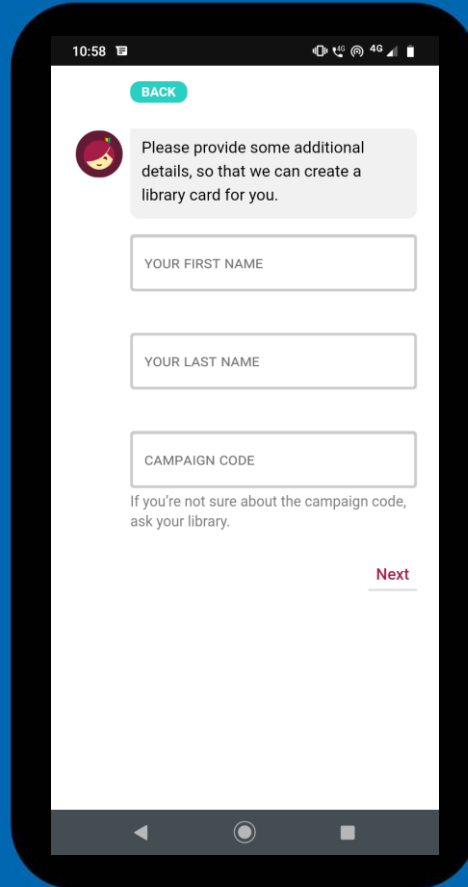
Sign In

## Step 6: Enter your credentials

Enter your information as prompted.

You'll need:

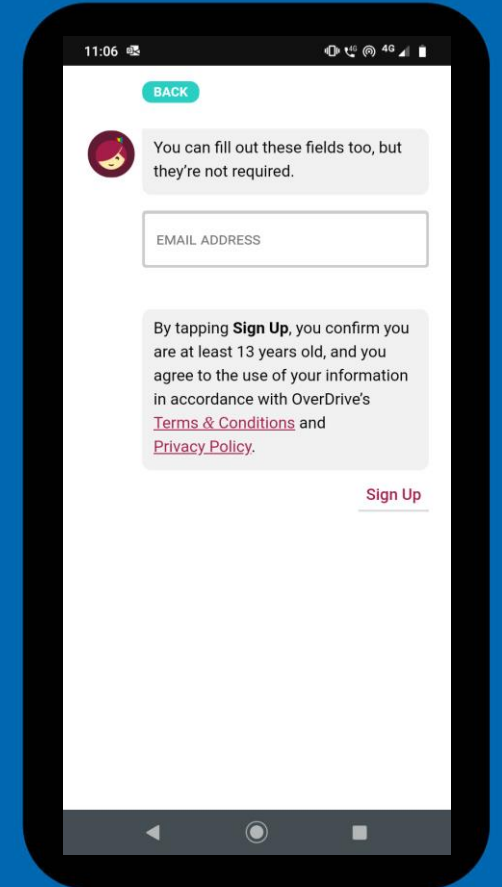
- Name
- Campaign code as supplied by your ship, crew, management company.



## Step 7: Confirm your library card

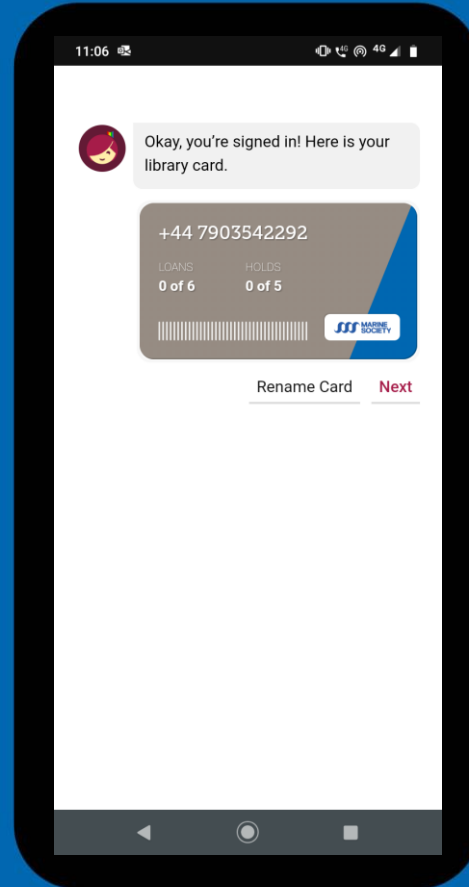
There is no need to enter your email address.

Click 'Sign Up' if you are happy with the Terms and Conditions and Privacy Policy.



## Step 8: Receive your library card

Click on 'Next'.



## Step 9: Borrowing books

You are now ready to borrow books.

Download and enjoy!

